

THIS SHEET PROVIDES 1:1 SCALE HOLE PUNCH LOCATIONS FOR THE WATERFEATURE8 CIRCUIT BOARD.

PRINT TO 11X17 PAPER WITH NO PAGE SCALING.

REV	DATE	INITIAL	DESCRIPTION

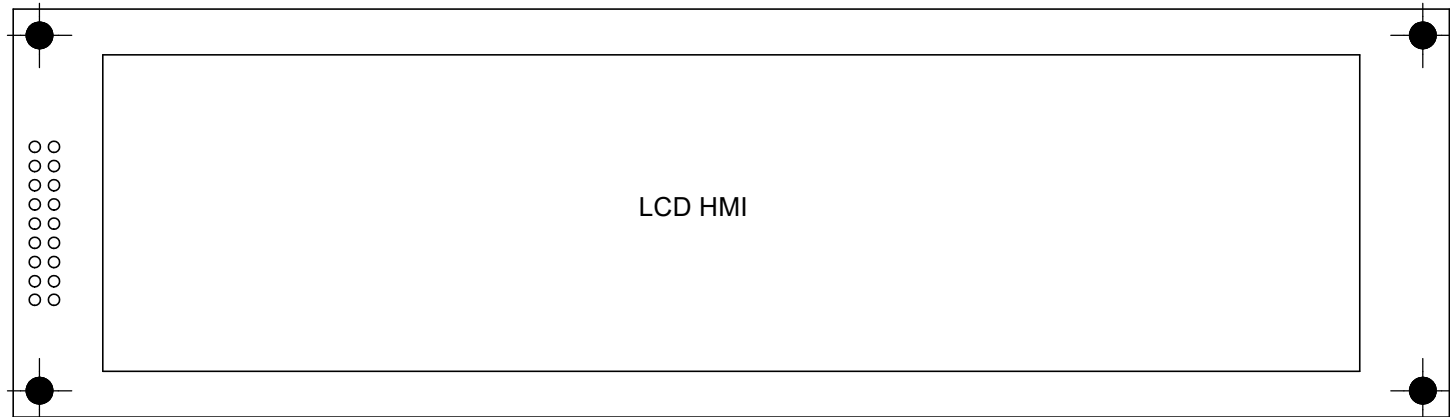
ITS Integrated Treatment Systems, LLC
 P.O. Box 80 Santa Claus, IN 47579
 812.480.1371

Copyright (c) 2017 Integrated Treatment Systems, LLC db/a ITS. This drawing is the property of ITS. All layouts and designs are created for use on this specific project. No part of this design or drawing shall be reproduced, distributed, disclosed, or used by any person or organization, in whole or in part, without the express written permission of ITS. Contractor shall verify and be responsible for all dimensions and conditions on site. Contractor shall notify ITS of any variations from the design shown herein.

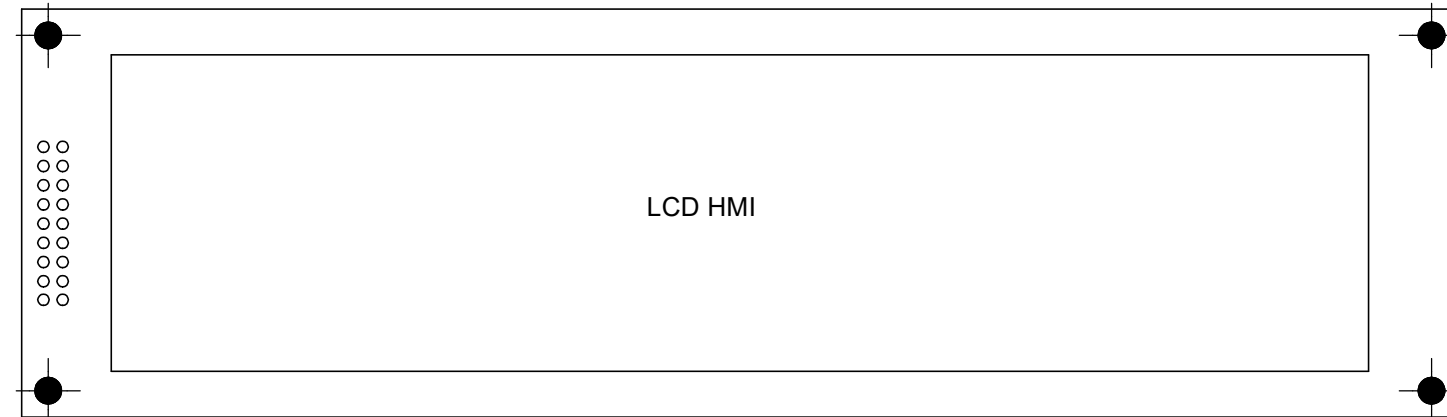
WATERFEATURE8

WF8 BOARD CUTOUTS

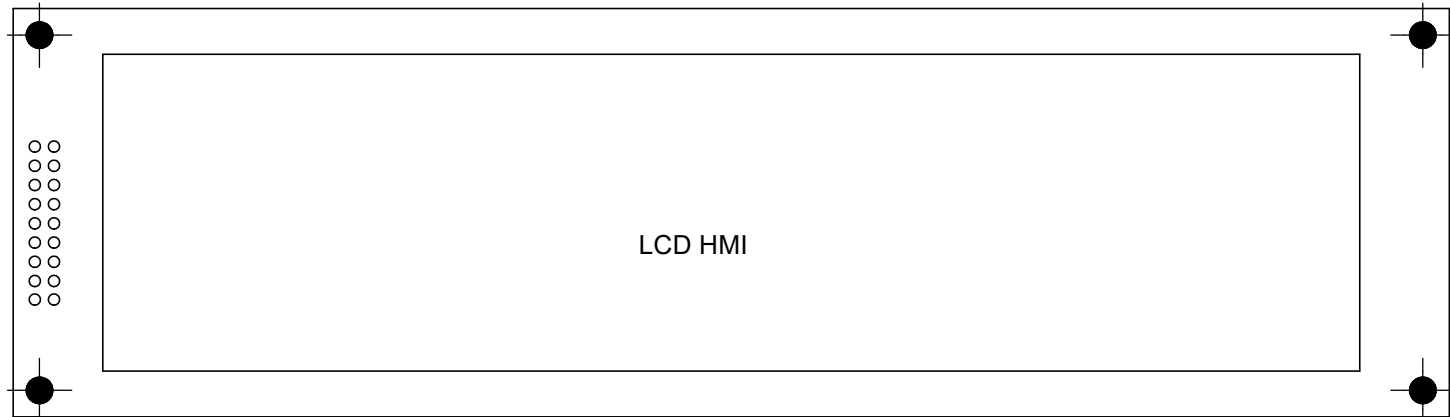
HORIZ. SCALE N/A	PROJECT NO. N/A
VERT. SCALE N/A	DATE 12/03/2018
DRAWN BY AOB	DESIGNED BY AOB
DRAWING NO. C0.0	SHEET NO. 01 of 02



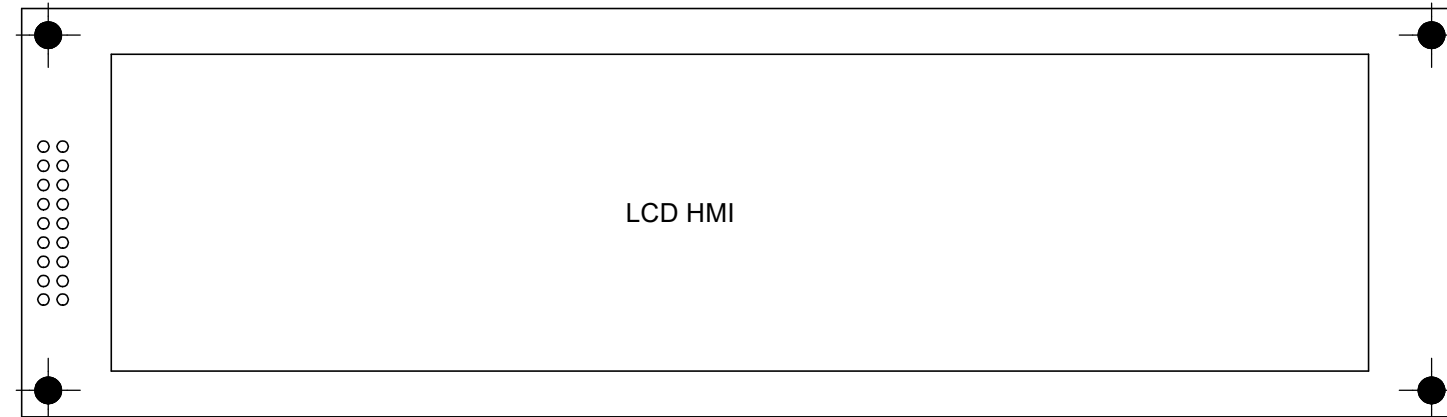
LCD HMI



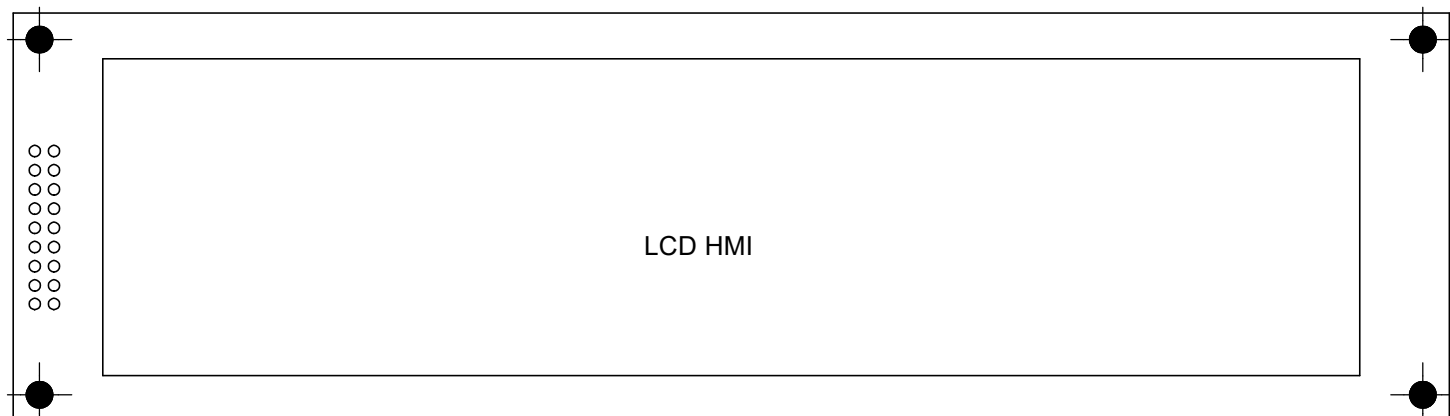
LCD HMI



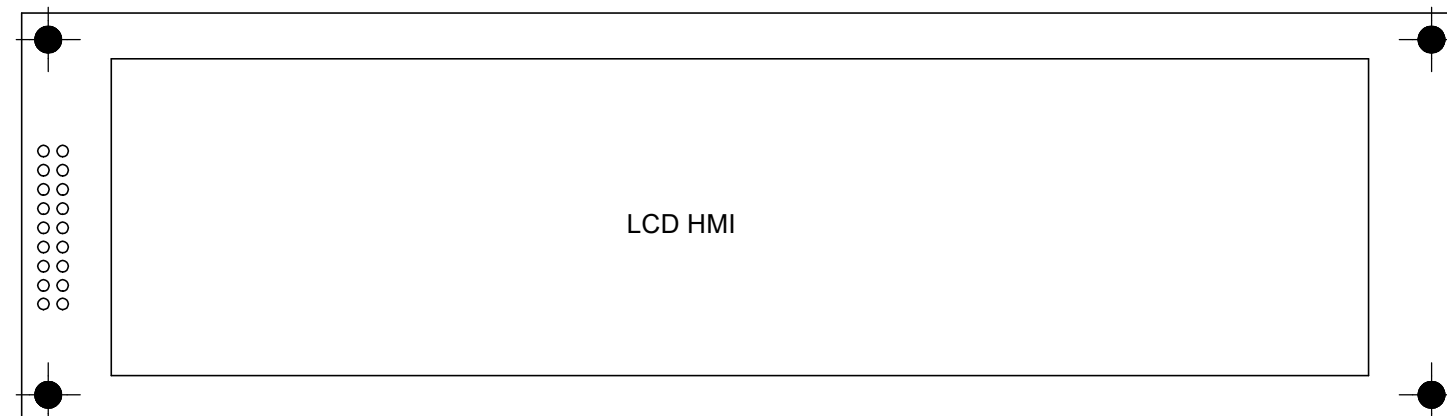
LCD HMI



LCD HMI



LCD HMI



LCD HMI

THIS SHEET PROVIDES 1:1 SCALE HOLE PUNCH LOCATIONS FOR THE WF8 LCD HMI SCREEN.

PRINT TO 11X17 PAPER WITH NO PAGE SCALING.

REV	DATE	INITIAL	DESCRIPTION

Integrated Treatment Systems, LLC
P.O. Box 80 Santa Claus, IN 47579
812.480.1371

Copyright (c) 2017 Integrated Treatment Systems, LLC db/a ITS. This drawing is the property of ITS. All layouts and designs are created for use on this specific project. No part of this design or drawing shall be reproduced, distributed, disclosed, or used by any person or organization, in whole or in part, without the express written permission of ITS. Contractor shall verify and be responsible for all dimensions and conditions on site. Contractor shall notify ITS of any variations from the design shown herein.

WATERFEATURE8

LCD HMI CUTOUTS

HORIZ. SCALE N/A	PROJECT NO. N/A
VERT. SCALE N/A	DATE 12/03/2018
DRAWN BY AOB	DESIGNED BY AOB
DRAWING NO. C0.0	SHEET NO. 02 of 02